T-TAPE DRIP TAPE

OUTSTANDING AGRONOMIC **PERFORMANCE**

T-TAPE DRIP TAPE

T-TAPE DRIP TAPE

Drip Tape	T-Tape Integrated Emitter
Flow rates (l/h)	0.25, 0.33, 0.50, 0.75, 1.00, 1.25, 2.00
Standard emitter spacings (cm)	10, 15, 20, 25, 30, 40, 50, 60, 75
Nominal drip line diameters (mm)	16, 22, 29, 35
Drip line wall thickness (mil)	5, 6, 7, 8, 10, 12, 15 (0.13 – 0.38 mm)
Outlet	Slit outlet

Rivulis

www.**rivulis**.com

T-TAPE DRIP TAPE

PERFORMANCE: CLOSE SPACINGS

Discover the difference closer emitter spacing can make to your crop. From greater system efficiency, to more uniform yields, close emitter spacing can help you boost your farm profits.

Fortunately with T-Tape there is no additional cost for closer emitter spacing, allowing you to experience the benefits without the extra cost.

BEST AGRONOMIC **PERFORMANCE**

The benefits of closer emitter spacing are numerous, but are all related to more effective water movement.

When irrigating, you want water to move laterally, not deep down through the soil profile where it is either lost (including any fertilizers added) or is harder for plants to uptake. By keeping emitters spaced at close intervals, water flows laterally quicker, ensuring a continued wet strip along the row. In addition, more emitters per meter provides greater protection against crop loss if an emitter becomes blocked.

A great thing is when you use T-Tape, closer emitter spacing intervals do not need to come at an extra cost. Because Rivulis T-Tape has emitters manufactured into the tape itself, as opposed to inserted molded emitters, there is no cost difference per meter between 10 emitters per meter (10 cm spacing) and two emitters per meter (50 cm spacing).

T-Tape helps make your choice of emitter interval spacing an agronomic decision, not one based on your bank account.

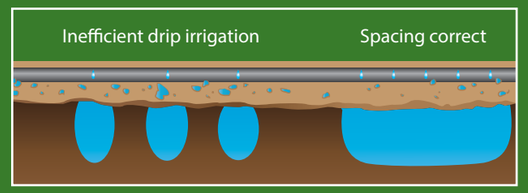

Recommended emitter interval spacing

10–20 cm | Strawberries and leafy greens
20–30 cm | All vegetables (except leafy greens)
30 cm | Melons, cane & cotton

PERFORMANCE: ADVANCED ENGINEERING

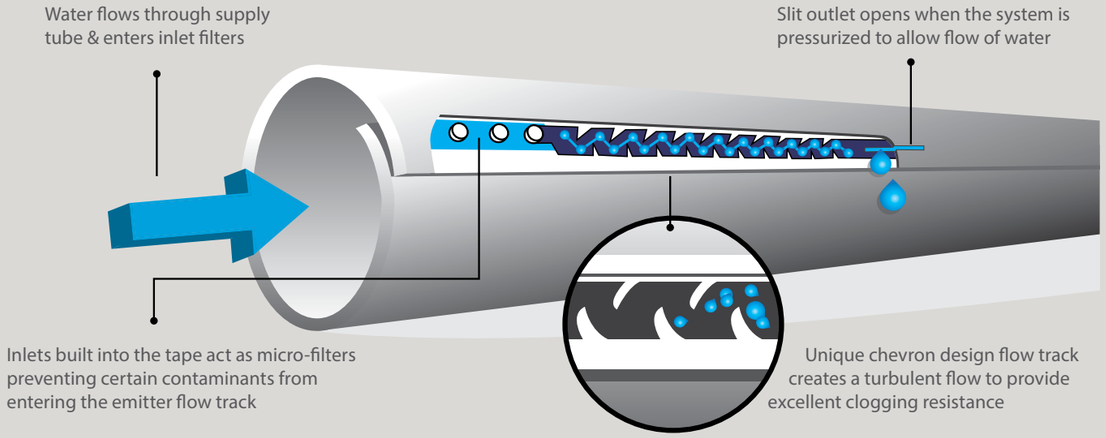

PERFORMANCE: CLOGGING RESISTANCE

Most water will still contain foreign and organic particles even after it has been filtered. Therefore the design of the emitter is critical to help prevent clogging by stopping contaminants from entering the emitter.

A unique feature of T-Tape is the high number of inlet filters each emitter contains.

Every T-Tape emitter contains 13 to 211 inlet filters (depending on configuration).

T-Tape requires just 5 inlet filters open to function correctly. Not only does this provide outstanding protection in every emitter, it also helps T-Tape perform in conditions where other drip lines may fail.

PERFORMANCE: INLETS

Product*	Spacing	Emitter Flow Rate	Number of Inlets
	(cm)	(l/h per emitter)	(per emitter)
508-10-750	10	0.75	13
508-10-1000	10	1.00	13
508-15-170	15	0.25	33
508-15-220	15	0.33	52
508-15-340	15	0.51	30
508-15-500	15	0.75	21
508-15-1000	15	1.50	22
510-20-250	20	0.50	17
510-20-380	20	0.75	17
510-20-500	20	1.00	25
508-25-300	25	0.75	45
508-25-600	25	1.50	62
510-30-170	30	0.50	50
510-30-250	30	0.75	56
510-30-340	30	1.00	65
515-40-250	40	1.00	121
515-40-315	40	1.25	121
515-60-210	60	1.25	211

* The number of inlet filters does not vary between diameters of T-Tape. 500 series product is specified in this table, but the same specifications of inlet filters also applies to 700, 900 and 1100 series T-Tape where applicable.

T-TAPE DRIP TAPE

PERFORMANCE: REINFORCED DESIGN

Due to T-Tape's unique design, the tape is folded and welded over itself, in turn creating a strong seam along the entire length of the tape.

Double thickness along the seam helps make T-Tape stronger and therefore easier to retrieve in the field.

In addition, the seam provides an extra layer of protection to the emitter. T-Tape is designed to snap instead of stretch, with the seam design helping protect the in-built emitter from damage, both during installation and retrieval.

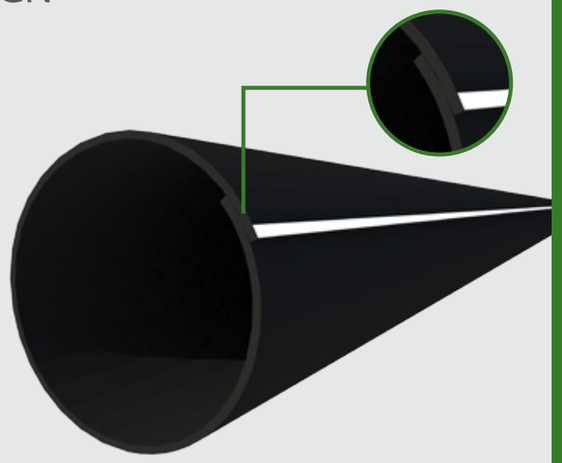

EASY PRODUCT IDENTIFICATION

508–30–340

- 508: Specifies the series and the diameter of the tape: 500 series, 5/8" (16 mm)
- 8: Specifies the thickness of the tape: 8 thousandths of an inch (0.20 mm)
- 30: Specifies the spacing between emitters: 30 cm
- 340: Specifies the flow rate per 100 m of tape per hour @ 0.55 bar: 340 l/h per 100 m

NO COMPROMISE: WIDE RANGE OF CONFIGURATIONS

The problem with many drip systems is that you cannot always get the ideal configuration for your unique requirements. Therefore you compromise and in turn, may not achieve the optimum results possible.

Compromise is not an issue when you choose T-Tape which features one of the widest ranges of configurations available including:

- **7 x Flow rate options from 0.25 l/h – 4.0 l/h**
  Choose depending on your individual crop, environment and soil requirements
- **4 x Diameters: 16, 22, 29 and 35 mm.**
  Larger diameters allow for longer-run lengths while still achieving high uniformity
- **7 x Wall thickness options: 5 – 15 mil (0.13 – 0.38 mm)**
  Heavier wall thicknesses are ideal for multi-season, long-term sub-surface, or where additional strength is required



INTRODUCING **T-Tape^S**

If you need even more tensile strength than T-Tape's already reinforced design, T-Tape^S is your answer. Manufactured with some of the most advanced extrusion technology in drip irrigation, T-Tape^S provides outstanding tensile strength making it ideal for situations where retrieval may be a challenge.
T-Tape^S is easily identified with its signature green stripe (Europe only).



PRODUCT GUIDELINES

T-Tape can perform at low pressure and therefore flow rates are calculated at 0.55 bar.
In some cases, you may increase pressure, which will in turn provide a higher flow rate from each emitter. For example, if you run T-Tape with 0.50 l/h emitter at 0.80 bar, each emitter will emit 0.62 l/h.
The table below provides a reference of the output per emitter of T-Tape at 0.55, 0.80 and 1.00 bar.

Emitter Flow Rate (l/h) Based on Nominal Pressure of 0.55 bar	0.25	0.33	0.50	0.75	1.00	1.25	2.00
Flow rate (l/h) per emitter @ 0.80 bar	0.32	0.42	0.62	0.89	1.20	1.47	2.31
Flow rate (l/h) per emitter @ 1.00 bar	0.37	0.49	0.70	1.00	1.35	1.65	2.58

COMMON FILTRATION REQUIREMENTS FOR MOST APPLICATIONS

> 0.5 l/h per emitter: 130 micron / 120 mesh
≤ 0.5 l/h per emitter: 100 micron / 150 mesh

Filtration requirement is dependent on a number of factors including water source and application. Please consult with an irrigation specialist for filtration requirements for your specific application.

PRESSURE GUIDELINES

Minimum operating pressure: 0.30 bar
Recommended operating pressure: 0.55 bar

Maximum pressures (bar)				
Wall Thickness (mil)	Diameter			
	16 mm (5/8")	22 mm (7/8")	29 mm (1 1/8")	35 mm (1 3/8")
5	0.75			
6	0.90	0.69		
7	1.03	0.69		
8	1.24	0.83	0.69	
10	1.52	1.10	0.83	
12	1.79	1.31	1.03	
15	2.28	1.59	1.24	1.10

T-TAPE | 16 mm (500 SERIES) PERFORMANCE DATA

Description	Nominal Ø	Wall Thickness (Nominal)		Spacing	Flow Rates		Maximum Run Length (90% E.U.)	Roll Length	Product Number
		(mil)	(mm)	(cm)	(l/h per emitter)	(l/h per 100m)	(m)	(m)	
505-10-750	16mm (5/8")	5	0.13	10	0.75	750	85	3655	101045765
505-15-500	16mm (5/8")	5	0.13	15	0.75	500	100	3655	101001663
505-20-250	16mm (5/8")	5	0.13	20	0.50	250	160	3655	101001471
505-20-340	16mm (5/8")	5	0.13	20	0.65	340	150	3655	101001472
505-20-380	16mm (5/8")	5	0.13	20	0.75	380	135	3655	101001473
505-20-500	16mm (5/8")	5	0.13	20	1.00	500	100	3655	101001474
505-30-170	16mm (5/8")	5	0.13	30	0.50	170	205	3655	101001475
505-30-250	16mm (5/8")	5	0.13	30	0.75	250	180	3655	101001476
505-30-340	16mm (5/8")	5	0.13	30	1	340	150	3655	101001477
506-10-750	16mm (5/8")	6	0.15	10	0.75	750	85	3050	101008273
506-10-1350	16mm (5/8")	6	0.15	10	1.35	1350	50	3050	101045761
506-15-170	16mm (5/8")	6	0.15	15	0.25	170	180	3050	101001678
506-15-220	16mm (5/8")	6	0.15	15	0.33	220	205	3050	101001995
506-15-340	16mm (5/8")	6	0.15	15	0.5	340	150	3050	101001043
506-15-340	16mm (5/8")	6	0.15	15	0.5	340	130	3050	101001996
506-15-500	16mm (5/8")	6	0.15	15	0.75	500	110	3050	101001679
506-15-1000	16mm (5/8")	6	0.15	15	1.5	1000	75	3050	WT13088
506-20-125	16mm (5/8")	6	0.15	20	0.25	125	235	3050	101001478
506-20-250	16mm (5/8")	6	0.15	20	0.5	250	175	3050	101001479
506-20-380	16mm (5/8")	6	0.15	20	0.75	380	135	3050	101001480
506-20-500	16mm (5/8")	6	0.15	20	1	500	115	3050	101001481
506-25-300	16mm (5/8")	6	0.15	25	0.75	300	155	3050	101001997
506-30-170	16mm (5/8")	6	0.15	30	0.5	170	230	3050	101001482
506-30-250	16mm (5/8")	6	0.15	30	0.75	250	175	3050	101001485
506-30-340	16mm (5/8")	6	0.15	30	1	340	150	3050	101001488
506-40-250	16mm (5/8")	6	0.15	40	1	250	180	3050	101001691
507-10-1350	16mm (5/8")	7	0.18	10	1.35	1350	50	2800	WT13085
507-15-1000	16mm (5/8")	7	0.18	15	1.5	1000	80	2800	WT14982
507-20-500	16mm (5/8")	7	0.18	20	1	500	110	2800	101014490
507-30-250	16mm (5/8")	7	0.18	30	0.75	250	180	2800	101022864
507-30-340	16mm (5/8")	7	0.18	30	1	340	150	2800	101014491
507-40-185	16mm (5/8")	7	0.18	40	0.75	185	215	2800	WT15158
508-10-750	16mm (5/8")	8	0.2	10	0.75	750	85	2300	101001490
508-10-1000	16mm (5/8")	8	0.2	10	1	1000	70	2300	101002004
508-10-1000 - AGS	16mm (5/8")	8	0.2	10	1	1000	70	2300	101001980
508-10-1350	16mm (5/8")	8	0.2	10	1.35	1350	50	2300	101045762
508-15-170	16mm (5/8")	8	0.2	15	0.25	170	205	2300	WT10311
508-15-220	16mm (5/8")	8	0.2	15	0.33	220	180	2300	101002008
508-15-340	16mm (5/8")	8	0.2	15	0.5	340	150	2300	101001045
508-15-340	16mm (5/8")	8	0.2	15	0.5	340	150	2300	101002009
508-15-500	16mm (5/8")	8	0.2	15	0.75	500	110	2300	101002012
508-15-1000	16mm (5/8")	8	0.2	15	1.5	1000	75	2300	101001491
508-20-125	16mm (5/8")	8	0.2	20	0.25	125	235	2300	101002013
508-20-250	16mm (5/8")	8	0.2	20	0.5	250	175	2300	101001492
508-20-380	16mm (5/8")	8	0.2	20	0.75	380	135	2300	101001869
508-20-500	16mm (5/8")	8	0.2	20	1	500	115	2300	101001494
508-25-300	16mm (5/8")	8	0.2	25	0.75	300	155	2300	101002018
508-25-600	16mm (5/8")	8	0.2	25	1.5	600	115	2300	101002019
508-30-80	16mm (5/8")	8	0.2	30	0.25	80	325	2300	101002020
508-30-170	16mm (5/8")	8	0.2	30	0.5	170	230	2300	101001497
508-30-250	16mm (5/8")	8	0.2	30	0.75	250	180	2300	101001499
508-30-340	16mm (5/8")	8	0.2	30	1	340	150	2300	101001500
508-40-125	16mm (5/8")	8	0.2	40	0.5	125	280	2300	101001709
508-40-185	16mm (5/8")	8	0.2	40	0.75	185	215	2300	101001710

Flow rate calculated at 0.55 bar. Maximum run length based on 90% Emission Uniformity on flat ground.

T-TAPE DRIP TAPE

T-TAPE | 16 mm (500 SERIES) PERFORMANCE DATA - CONTINUED

Description	Nominal Ø	Wall Thickness (Nominal)		Spacing	Flow Rates		Maximum Run Length (90% E.U.)	Roll Length	Product Number
		(mil)	(mm)	(cm)	(l/h per emitter)	(l/h per 100m)	(m)	(m)	
508-40-250	16mm (5/8")	8	0.2	40	1.00	250	180	2300	101001712
508-60-210	16mm (5/8")	8	0.2	60	1.25	210	205	2300	101001715
510-10-750	16mm (5/8")	10	0.25	10	0.75	750	85	1830	101001506
510-10-1000	16mm (5/8")	10	0.25	10	1.00	1000	75	1830	101002024
510-15-220	16mm (5/8")	10	0.25	15	0.33	220	180	1830	101002026
510-15-340	16mm (5/8")	10	0.25	15	0.50	340	150	1830	101002027
510-15-500	16mm (5/8")	10	0.25	15	0.75	500	110	1830	101002028
510-15-1000	16mm (5/8")	10	0.25	15	1.50	1000	80	1830	101001508
510-15-1000	16mm (5/8")	10	0.25	15	1.50	1000	80	1830	101002025
510-20-250	16mm (5/8")	10	0.25	20	0.50	250	175	1830	101001509
510-20-380	16mm (5/8")	10	0.25	20	0.75	380	135	1830	101001870
510-20-500	16mm (5/8")	10	0.25	20	1.00	500	115	1830	101001511
510-25-600	16mm (5/8")	10	0.25	25	1.50	600	115	1830	101002031
510-30-170	16mm (5/8")	10	0.25	30	0.50	170	230	1830	101001512
510-30-250	16mm (5/8")	10	0.25	30	0.75	250	180	1830	101001514
510-30-340	16mm (5/8")	10	0.25	30	1.00	340	150	1830	101001515
510-40-125	16mm (5/8")	10	0.25	40	0.50	125	240	1830	101001726
510-40-250	16mm (5/8")	10	0.25	40	1.00	250	175	1830	101001727
510-40-315	16mm (5/8")	10	0.25	40	1.25	315	160	1830	101002032
510-50-400	16mm (5/8")	10	0.25	50	2.00	400	135	1830	101002034
510-50-800	16mm (5/8")	10	0.25	50	4.00	800	85	1830	101002033
510-60-210	16mm (5/8")	10	0.25	60	1.25	210	205	1830	101001730
512-10-1000	16mm (5/8")	12	0.3	10	1.00	1000	80	1550	101002038
512-15-500	16mm (5/8")	12	0.3	15	0.75	500	115	1550	WT14724
512-20-250	16mm (5/8")	12	0.3	20	0.50	250	175	1550	101002040
512-20-380	16mm (5/8")	12	0.3	20	0.75	380	135	1550	101002041
512-20-500	16mm (5/8")	12	0.3	20	1.00	500	115	1550	101001737
512-30-170	16mm (5/8")	12	0.3	30	0.50	170	230	1550	101002039
512-30-250	16mm (5/8")	12	0.3	30	0.75	250	180	1550	101002043
512-30-340	16mm (5/8")	12	0.3	30	1.00	340	150	1550	101001738
512-40-125	16mm (5/8")	12	0.3	40	0.50	125	240	1550	101002044
512-40-185	16mm (5/8")	12	0.3	40	0.75	185	215	1550	101002045
512-40-250	16mm (5/8")	12	0.3	40	1.00	250	180	1550	101001739
512-40-315	16mm (5/8")	12	0.3	40	1.25	315	155	1550	101002046
512-50-250	16mm (5/8")	12	0.3	50	1.25	250	175	1550	101002047
512-50-400	16mm (5/8")	12	0.3	50	2.00	400	135	1550	101002048
512-60-210	16mm (5/8")	12	0.3	60	1.25	210	205	1550	101002049
512-75-267	16mm (5/8")	12	0.3	75	2.00	267	175	1550	101002050
515-20-250	16mm (5/8")	15	0.38	20	0.50	250	175	1250	101001743
515-20-380	16mm (5/8")	15	0.38	20	0.75	380	135	1250	101001744
515-20-500	16mm (5/8")	15	0.38	20	1.00	500	115	1250	101001745
515-30-170	16mm (5/8")	15	0.38	30	0.50	170	230	1250	101002052
515-30-250	16mm (5/8")	15	0.38	30	0.75	250	180	1250	101001747
515-30-340	16mm (5/8")	15	0.38	30	1.00	340	150	1250	101001748
515-40-125	16mm (5/8")	15	0.38	40	0.50	125	240	1250	101001750
515-40-185	16mm (5/8")	15	0.38	40	0.75	185	215	1250	101001751
515-40-250	16mm (5/8")	15	0.38	40	1.00	250	180	1250	101001752
515-40-315	16mm (5/8")	15	0.38	40	1.25	315	155	1250	101002055
515-50-380	16mm (5/8")	15	0.38	50	1.90	380	135	1250	101001754
515-50-400	16mm (5/8")	15	0.38	50	2.00	400	135	1250	101002056
515-50-800	16mm (5/8")	15	0.38	50	4.00	800	85	1250	101002057
515-60-210	16mm (5/8")	15	0.38	60	1.25	210	205	1250	101001757
515-75-267	16mm (5/8")	15	0.38	75	2.00	267	175	1250	101002058
515 Header Hose	16mm (5/8")	15	0.38	-		-		1250	101001343

Flow rate calculated at 0.55 bar. Maximum run length based on 90% Emission Uniformity on flat ground.

T-TAPE | 22 mm PERFORMANCE DATA (700 SERIES)

Description	Nominal Ø	Wall Thickness (Nominal)		Spacing	Flow Rates		Maximum Run Length (90% E.U.)	Roll Length	Product Number
		(mil)	(mm)	(cm)	(l/h per emitter)	(l/h per 100m)	(m)	(m)	
706-15-170	22mm (7/8")	6	0.15	15	0.25	170	405	2250	101001767
706-15-220-VLF	22mm (7/8")	6	0.15	15	0.33	220	350	2250	101002059
706-15-340	22mm (7/8")	6	0.15	15	0.50	340	265	2250	101002060
706-20-250	22mm (7/8")	6	0.15	20	0.50	250	310	2250	101001521
706-20-380	22mm (7/8")	6	0.15	20	0.75	380	240	2250	101002061
706-20-500	22mm (7/8")	6	0.15	20	1.00	500	200	2250	101001522
706-25-300	22mm (7/8")	6	0.15	25	0.75	300	280	2250	101002063
706-30-170	22mm (7/8")	6	0.15	30	0.50	170	405	2250	101001523
706-30-250	22mm (7/8")	6	0.15	30	0.75	250	315	2250	101001530
706-30-340	22mm (7/8")	6	0.15	30	1.00	340	265	2250	101001532
706-40-250	22mm (7/8")	6	0.15	40	1.00	250	320	2250	101001776
707-20-250	22mm (7/8")	7	0.18	20	0.50	250	310	1970	101046746
707-20-380	22mm (7/8")	7	0.18	20	0.75	380	240	1970	101046745
707-20-500	22mm (7/8")	7	0.18	20	1.00	500	200	1970	101014495
707-30-250	22mm (7/8")	7	0.18	30	0.75	250	315	1970	101014496
707-30-340	22mm (7/8")	7	0.18	30	1.00	340	265	1970	101014497
707-40-185	22mm (7/8")	7	0.18	40	0.75	185	390	1970	WT15159
708-15-170-ULF	22mm (7/8")	8	0.2	15	0.25	170	405	1695	101002065
708-15-220-VLF	22mm (7/8")	8	0.2	15	0.33	220	350	1695	101002066
708-15-340	22mm (7/8")	8	0.2	15	0.50	340	265	1695	101002067
708-15-500	22mm (7/8")	8	0.2	15	0.75	500	200	1695	101002068
708-20-125-ULF	22mm (7/8")	8	0.2	20	0.25	125	430	1695	101002069
708-20-250	22mm (7/8")	8	0.2	20	0.50	250	310	1695	101001534
708-20-380	22mm (7/8")	8	0.2	20	0.75	380	240	1695	101001871
708-20-500	22mm (7/8")	8	0.2	20	1.00	500	200	1695	101001535
708-25-300	22mm (7/8")	8	0.2	25	0.75	300	280	1695	101002070
708-25-600	22mm (7/8")	8	0.2	25	1.50	600	200	1695	101002071
708-30-170	22mm (7/8")	8	0.2	30	0.50	170	405	1695	101001536
708-30-250	22mm (7/8")	8	0.2	30	0.75	250	315	1695	101001542
708-30-340	22mm (7/8")	8	0.2	30	1.00	340	265	1695	101001543
708-40-185	22mm (7/8")	8	0.2	40	0.75	185	390	1695	101014482
708-40-250	22mm (7/8")	8	0.2	40	1.00	250	320	1695	101001788

Flow rate calculated at 0.55 bar. Maximum run length based on 90% Emission Uniformity on flat ground.

T-TAPE DRIP TAPE

T-TAPE | 22 mm (700 SERIES) - CONTINUED

Description	Nominal Ø	Wall Thickness (Nominal)		Spacing	Flow Rates		Maximum Run Length (90% E.U.)	Roll Length	Product Number
		(mil)	(mm)	(cm)	(l/h per emitter)	(l/h per 100m)	(m)	(m)	
710-15-220	22mm (7/8")	10	0.25	15	0.33	220	350	1340	101002072
710-15-340	22mm (7/8")	10	0.25	15	0.50	340	265	1340	101001049
710-15-340	22mm (7/8")	10	0.25	15	0.50	340	265	1340	101002078
710-20-250	22mm (7/8")	10	0.25	20	0.50	250	310	1340	101001544
710-20-380	22mm (7/8")	10	0.25	20	0.75	380	240	1340	101001873
710-20-500	22mm (7/8")	10	0.25	20	1.00	500	200	1340	101001545
710-30-170	22mm (7/8")	10	0.25	30	0.50	170	405	1340	101001546
710-30-250	22mm (7/8")	10	0.25	30	0.75	250	315	1340	101001553
710-30-340	22mm (7/8")	10	0.25	30	1.00	340	265	1340	101001554
710-40-315	22mm (7/8")	10	0.25	40	1.25	315	275	1340	101002079
710-50-800	22mm (7/8")	10	0.25	50	4.00	800	150	1340	101002080
710-60-210	22mm (7/8")	10	0.25	60	1.25	210	360	1340	101001804
712-20-250	22mm (7/8")	12	0.3	20	0.50	250	310	1135	WT14453
712-20-250	22mm (7/8")	12	0.3	20	0.50	250	310	1135	101002082
712-20-380	22mm (7/8")	12	0.3	20	0.75	380	240	1135	101002083
712-20-500	22mm (7/8")	12	0.3	20	1.00	500	200	1135	101002084
712-30-170	22mm (7/8")	12	0.3	30	0.50	170	405	1135	101002085
712-30-250	22mm (7/8")	12	0.3	30	0.75	250	315	1135	101002089
712-30-340	22mm (7/8")	12	0.3	30	1.00	340	265	1135	101002090
712-40-125	22mm (7/8")	12	0.3	40	0.50	125	490	1135	101002091
712-40-185	22mm (7/8")	12	0.3	40	0.75	185	390	1135	101002092
712-40-250	22mm (7/8")	12	0.3	40	1.00	250	320	1135	101002093
712-40-315	22mm (7/8")	12	0.3	40	1.25	315	275	1135	101002094
712-50-400	22mm (7/8")	12	0.3	50	2.00	400	235	1135	101002095
712-60-210	22mm (7/8")	12	0.3	60	1.25	210	360	1135	101002096
712-75-267	22mm (7/8")	12	0.3	75	2.00	267	310	1135	101002097
715-20-250	22mm (7/8")	15	0.38	20	0.50	250	310	914	101023135
715-20-380	22mm (7/8")	15	0.38	20	0.75	380	240	915	101002108
715-20-500	22mm (7/8")	15	0.38	20	1.00	500	200	915	101001806
715-30-170	22mm (7/8")	15	0.38	30	0.50	170	405	915	101001558
715-30-170	22mm (7/8")	15	0.38	30	0.50	170	405	915	101001555
715-30-170	22mm (7/8")	15	0.38	30	0.50	170	405	915	101002119
715-30-250	22mm (7/8")	15	0.38	30	0.75	250	315	915	101001814
715-30-340	22mm (7/8")	15	0.38	30	1.00	340	265	915	101001815
715-37.5-267	22mm (7/8")	15	0.38	37.5	1.00	267	310	915	101002109
715-37.5-533	22mm (7/8")	15	0.38	37.5	2.00	533	200	915	101002110
715-40-185	22mm (7/8")	15	0.38	40	0.75	185	390	915	101002111
715-40-210	22mm (7/8")	15	0.38	40	0.85	210	360	915	101001817
715-40-250	22mm (7/8")	15	0.38	40	1.00	250	320	915	101001818
715-40-315	22mm (7/8")	15	0.38	40	1.25	315	275	915	101002113
715-50-400	22mm (7/8")	15	0.38	50	2.00	400	235	915	101002115
715-50-800	22mm (7/8")	15	0.38	50	4.00	800	150	915	101002114
715-60-210	22mm (7/8")	15	0.38	60	1.25	210	360	915	101001819
715-60-350	22mm (7/8")	15	0.38	60	2.00	350	260	915	101002116
715-75-267	22mm (7/8")	15	0.38	75	2.00	267	310	915	101002117
715-75-533	22mm (7/8")	15	0.38	75	4.00	533	200	915	101002118
715 Header Hose	22mm (7/8")	15	0.38	-		-		915	101001348

Flow rate calculated at 0.55 bar. Maximum run length based on 90% Emission Uniformity on flat ground.

T-TAPE DRIP TAPE

T-TAPE | 29 mm (900 SERIES)

Description	Nominal Ø	Wall Thickness (Nominal)		Spacing	Flow Rates		Maximum Run Length (90% E.U.)	Roll Length	Product Number
		(mil)	(mm)	(cm)	(l/h per emitter)	(l/h per 100m)	(m)	(m)	
908-15-170	29mm (9/8")	8	0.2	15	0.25	170	540	1700	101002120
908-20-125	29mm (9/8")	8	0.2	20	0.25	125	660	1700	101002121
908-20-250	29mm (9/8")	8	0.2	20	0.50	250	480	1700	101002122
908-20-500	29mm (9/8")	8	0.2	20	1.00	500	315	1700	101002123
908-30-250	29mm (9/8")	8	0.2	30	0.75	250	480	1700	101002124
908-30-340	29mm (9/8")	8	0.2	30	1.00	340	405	1700	101002125
908-40-250	29mm (9/8")	8	0.2	40	1.00	250	480	1700	101002127
908-40-315	29mm (9/8")	8	0.2	40	1.25	315	430	1700	101002128
908-50-400	29mm (9/8")	8	0.2	50	2.00	400	365	1700	101002129
908-60-210	29mm (9/8")	8	0.2	60	1.25	210	560	1700	101002130
910-15-220	29mm (9/8")	10	0.25	15	0.33	220	540	1345	101002131
910-20-250	29mm (9/8")	10	0.25	20	0.50	250	480	1345	101002136
910-20-380	29mm (9/8")	10	0.25	20	0.75	380	370	1345	101002137
910-20-500	29mm (9/8")	10	0.25	20	1.00	500	315	1345	101002138
910-30-170	29mm (9/8")	10	0.25	30	0.50	170	620	1345	101002139
910-30-250	29mm (9/8")	10	0.25	30	0.75	250	480	1345	101002140
910-30-340	29mm (9/8")	10	0.25	30	1.00	340	405	1345	101002141
910-40-250	29mm (9/8")	10	0.25	40	1.00	250	480	1345	101002142
910-40-315	29mm (9/8")	10	0.25	40	1.25	315	430	1345	101002143
912-20-250	29mm (9/8")	12	0.3	20	0.50	250	480	1150	101002151
912-20-380	29mm (9/8")	12	0.3	20	0.75	380	370	1150	101002146
912-20-500	29mm (9/8")	12	0.3	20	1.00	500	315	1150	101002147
912-30-170	29mm (9/8")	12	0.3	30	0.50	170	620	1150	101047902
912-30-250	29mm (9/8")	12	0.3	30	0.75	250	480	1150	101002152
912-30-340	29mm (9/8")	12	0.3	30	1.00	340	405	1150	101002153
912-40-185	29mm (9/8")	12	0.3	40	0.75	185	600	1150	101002155
912-40-250	29mm (9/8")	12	0.3	40	1.00	250	480	1150	101002156
912-40-315	29mm (9/8")	12	0.3	40	1.25	315	430	1150	101002157
912-50-400	29mm (9/8")	12	0.3	50	2.00	400	365	1150	101002158
912-60-210	29mm (9/8")	12	0.3	60	1.25	210	560	1150	101002159
915-20-250	29mm (9/8")	15	0.38	20	0.50	250	480	925	101002172
915-20-500	29mm (9/8")	15	0.38	20	1.00	500	315	925	101002173
915-30-170	29mm (9/8")	15	0.38	30	0.50	170	650	925	101002174
915-30-250	29mm (9/8")	15	0.38	30	0.75	250	480	925	101002175
915-30-340	29mm (9/8")	15	0.38	30	1.00	340	405	925	101002176
915-40-185	29mm (9/8")	15	0.38	40	0.75	185	600	925	101047903
915-40-250	29mm (9/8")	15	0.38	40	1.00	250	480	925	101002177
915-40-315	29mm (9/8")	15	0.38	40	1.25	315	430	925	101002178
915-50-400	29mm (9/8")	15	0.38	50	2.00	400	365	925	101002179
915-60-210	29mm (9/8")	15	0.38	60	1.25	210	560	925	101002180
915-60-310	29mm (9/8")	15	0.38	60	1.85	310	435	925	101002181
915 HEADER HOSE	29mm (9/8")	15	0.38	-				925	101047901

Flow rate calculated at 0.55 bar. Maximum run length based on 90% Emission Uniformity on flat ground.

T-TAPE | 35 mm (1100 SERIES)

Description	Nominal Ø	Wall Thickness (Nominal)		Spacing	Flow Rates		Maximum Run Length (90% E.U.)	Roll Length	Product Number
		(mil)	(mm)	(cm)	(l/h per emitter)	(l/h per 100m)	(m)	(m)	
1115-30-250	35mm (1 1/8")	15	0.38	30	0.75	250	680	823	101001829
1115-30-340	35mm (1 1/8")	15	0.38	30	1.00	340	570	823	101001830
1115-40-250	35mm (1 1/8")	15	0.38	40	1.00	250	690	823	101001832
1115 HEADER HOSE	35mm (1 1/8")	15	0.38	-				823	101001350

Flow rate calculated at 0.55 bar. Maximum run length based on 90% Emission Uniformity on flat ground.

HIGH TENSILE **STRENGTH**

T-TAPE^{S} | 16 & 22 mm

Description	Nominal Ø	Wall Thickness (Nominal)		Spacing	Flow Rates		Maximum Run Length (90% E.U.)	Roll Length	Product Number
		(mil)	(mm)	(cm)	(l/h per emitter)	(l/h per 100m)	(m)	(m)	
T-TapeS | 505-15-170	16mm (5/8")	5	0.13	15	0.25	170	205	3655	WT14682
T-TapeS | 505-20-125	16mm (5/8")	5	0.13	20	0.25	125	245	3655	WT14683
T-TapeS | 505-22.5-110	16mm (5/8")	5	0.13	22.5	0.25	110	250	3655	WT14685
T-TapeS | 506-15-170	16mm (5/8")	6	0.15	15	0.25	170	205	3050	WT13929
T-TapeS | 506-15-500	16mm (5/8")	6	0.15	15	0.75	500	110	3050	101049169
T-TapeS | 506-20-125	16mm (5/8")	6	0.15	20	0.25	125	245	3050	WT14688
T-TapeS | 506-20-500	16mm (5/8")	6	0.15	20	1.00	500	115	3050	101047870
T-TapeS | 506-30-170	16mm (5/8")	6	0.15	30	0.50	170	230	3050	WT14691
T-TapeS | 506-30-250	16mm (5/8")	6	0.15	30	0.75	250	180	3050	101049143
T-TapeS | 506-30-340	16mm (5/8")	6	0.15	30	1.00	340	150	3050	101049142
T-TapeS | 706-15-170	22mm (7/8")	6	0.15	15	0.25	170	355	2250	WT13928
T-TapeS | 706-20-200	22mm (7/8")	6	0.15	20	0.40	200	330	2250	WT14693
T-TapeS | 706-20-250	22mm (7/8")	6	0.15	20	0.50	250	310	2250	101046259
T-TapeS | 706-30-170	22mm (7/8")	6	0.15	30	0.50	170	405	2250	WT14697
T-TapeS | 706-30-250	22mm (7/8")	6	0.15	30	0.75	250	315	2250	WT15709
T-TapeS | 706-30-340	22mm (7/8")	6	0.15	30	1.00	340	265	2250	WT15217

Flow rate calculated at 0.55 bar. Maximum run length based on 90% Emission Uniformity on flat ground.



PRO-GRIP CONNECTORS

Your irrigation system is only as strong as its weakest link. Don't let your weakest link be cheap imitation connectors. Insist on Pro-Grip Connectors by Rivulis.

The Pro-Grip range features an advanced sealing interface designed specifically to work with T-Tape. This gives you confidence of a tight seal you can depend upon. Additionally, Pro-Grip is easy to install, with a large bright green nut for fast tightening and easy visibility.

Don't just insist on the best drip tape, also insist on the best connectors - Pro-Grip.

T-TAPE DRIP TAPE

"T-Tape gives us maximum flexibility of product choice.
We use 15 cm emitter spacing as it provides the most effective wetting pattern, leading to better crop uniformity and yields."

David Moon, Onion Farmer, Australia

Rivulis

www.**rivulis**.com

This literature has been compiled for worldwide circulation and the descriptions, photos, and information are for general purpose use only. Please consult with an irrigation specialist and technical specifications for proper use of products. Because some products are not available in all regions, please contact your local dealer for details. Every effort has been used to ensure that product information, including data sheets, schematics, manuals and brochures are correct. However, information should be verified before making any decisions based on this information. Rivulis reserves the right to change specifications and the design of all products without notice.

W17_0341